

# Directional Sector Antenna

for 3.3~3.8GHz

Version 1

UH-815

## Electrical Specification:

Frequency	3.3~3.8GHz
Part Number	UH-815
Polarization	Linear
V.S.W.R.	1 : 1.3 Max
Impedance	50 OHMS $\pm 5\Omega$
Gain	15 dBi
Power handling	20W Max
Front to back ratio	25dB
HPBW / horizontal	120°
HPBW / vertical	10°

## MECHANICAL SPECIFICATION

Connector Type	N Type Female
Length	865 x 130 x 65mm
Weight	3.58Kg
Radome color	Gray-white
Radome material	ABS

# Directional Sector Antenna

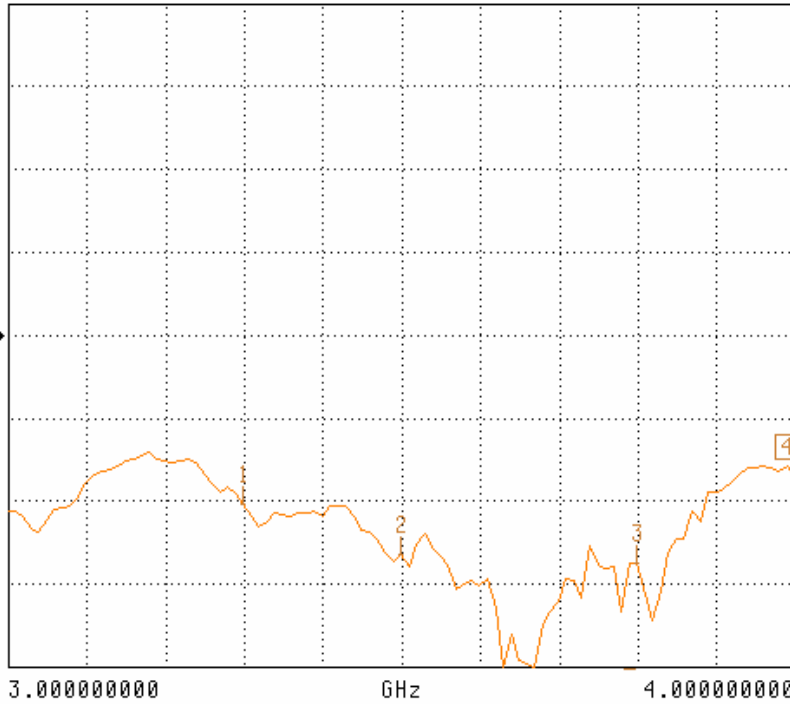
## for 3.3~3.8GHz

Version 1

### UH-815

S11 FORWARD REFLECTION

LOG MAGNITUDE      REF=0.000 dB      10.000 dB/DIV



CH 1 - S11  
REFERENCE PLANE  
0.0000 mm

MARKER 4  
4.000000000 GHz  
-17.161 dB

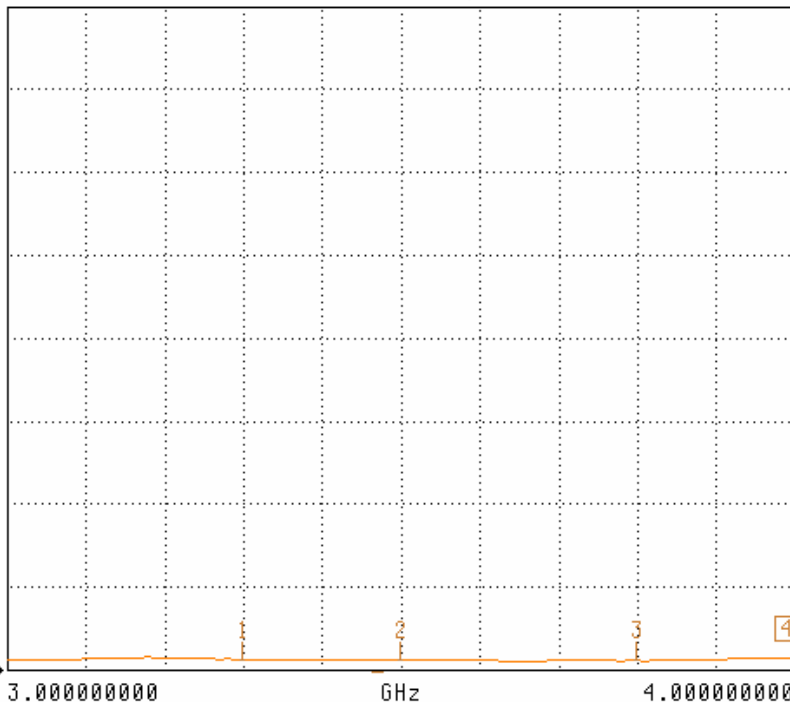
MARKER TO MAX  
MARKER TO MIN

- 1 3.300000000 GHz  
-20.508 dB
- 2 3.500000000 GHz  
-26.527 dB
- 3 3.800000000 GHz  
-27.466 dB

MARKER READOUT  
FUNCTIONS

S11 FORWARD REFLECTION

SWR      REF=0.000 pU      10.000 U/DIV



CH 1 - S11  
REFERENCE PLANE  
0.0000 mm

MARKER 4  
4.000000000 GHz  
1.325 U

MARKER TO MAX  
MARKER TO MIN

- 1 3.300000000 GHz  
1.220 U
- 2 3.500000000 GHz  
1.085 U
- 3 3.800000000 GHz  
1.075 U

MARKER READOUT  
FUNCTIONS

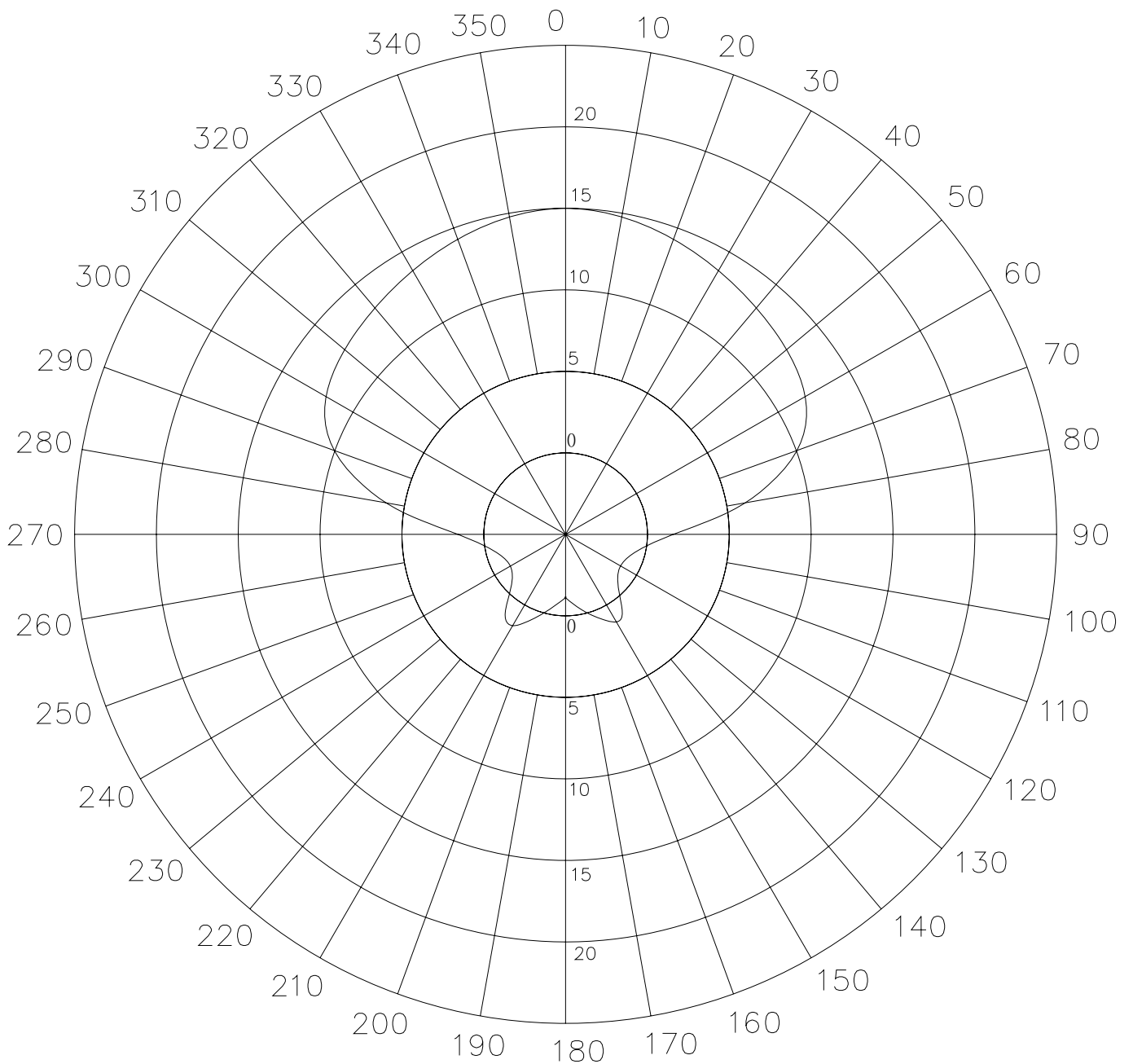
# Directional Sector Antenna

for 3.3~3.8GHz

Version 1

UH-815

## H-PLANE FIELD PATTERNS



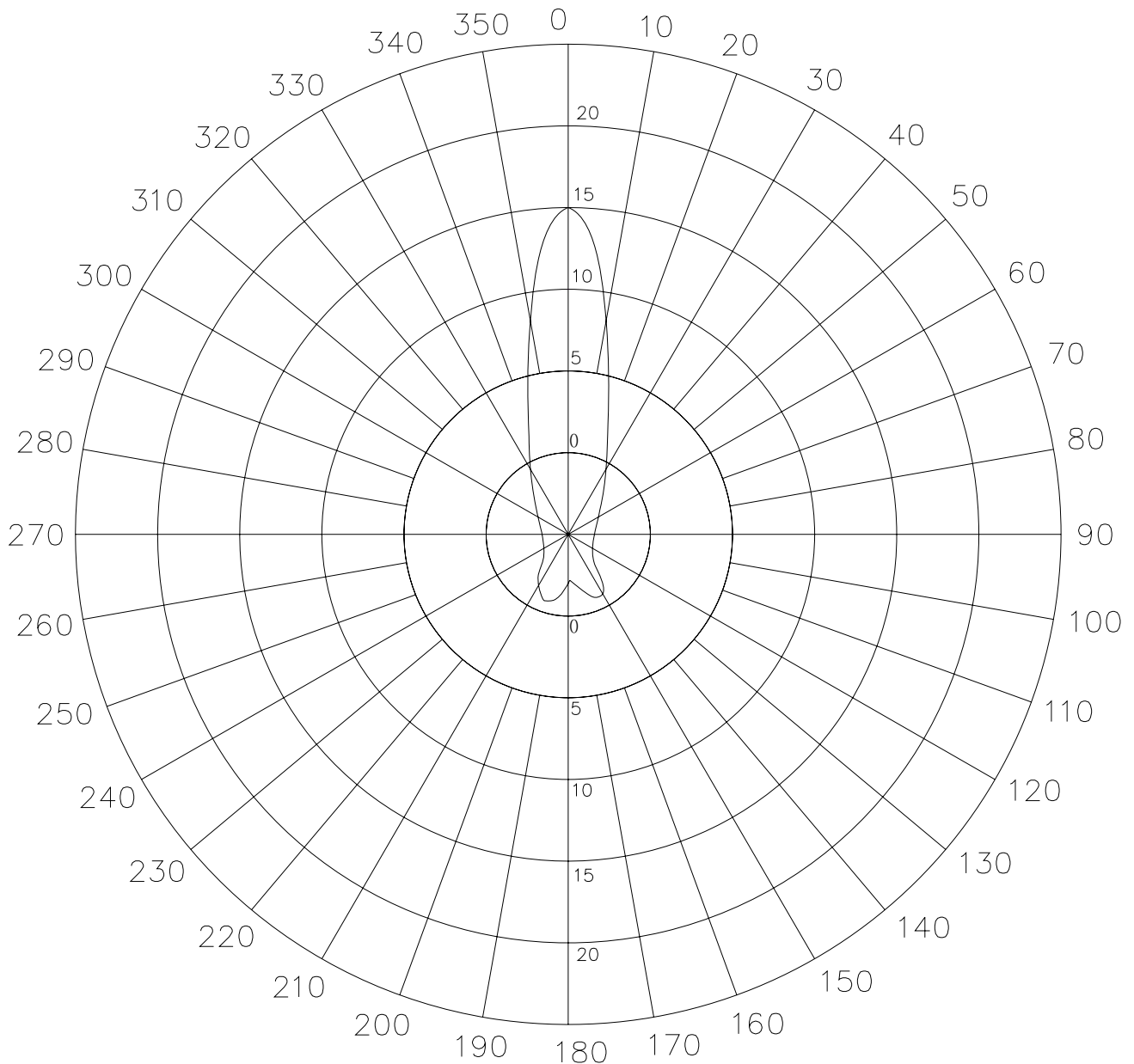
# Directional Sector Antenna

for 3.3~3.8GHz

Version 1

UH-815

## E-PLANE FIELD PATTERNS



# Directional Sector Antenna

for 3.3~3.8GHz

Version 1

UH-815

