

Directional Panel Antenna

for 2.4~2.5GHz

Version 1

UH-418-1

Electrical Specification:

Frequency	2.4~2.5GHz
Part Number	UH-418-1
Polarization	Linear
V.S.W.R.	1 : 1.5 Max
Impedance	50 OHMS $\pm 5 \Omega$
Gain	18 dBi
Power handling	10W Max
Front to back ratio	30dB
HPBW / horizontal	30°
HPBW / vertical	20°

MECHANICAL SPECIFICATION

Connector Type	N Type Female
Length	270 x 205 x 15mm
Weight	1000g ± 10
Radome color	Gray-white
Radome material	PC and ABS

Directional Panel Antenna

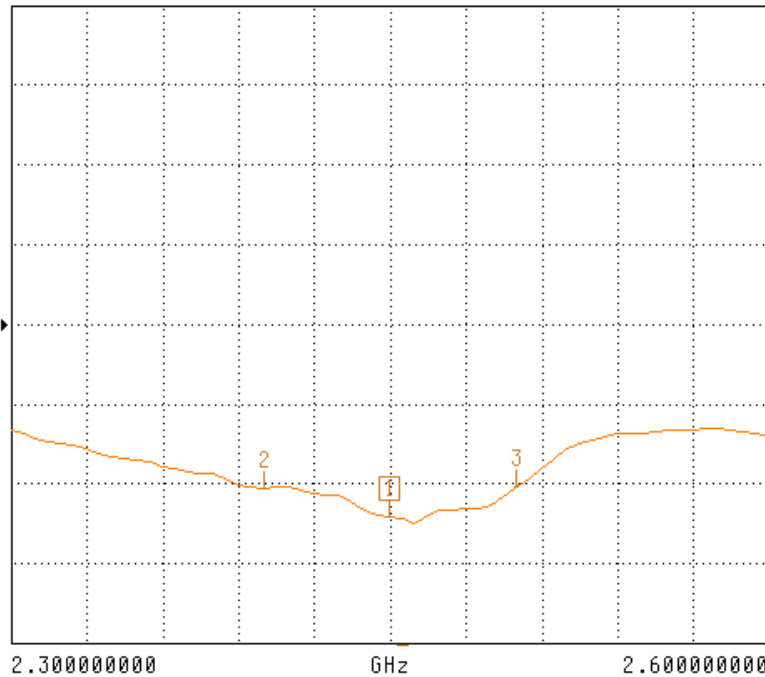
for 2.4~2.5GHz

Version 1

UH-418-1

S11 FORWARD REFLECTION

LOG MAGNITUDE REF=0.000 dB 10.000 dB/DIV



CH 1 - S11
REFERENCE PLANE
0.0000 mm

MARKER 1
2.450000000 GHz
-24.549 dB

MARKER TO MAX
MARKER TO MIN

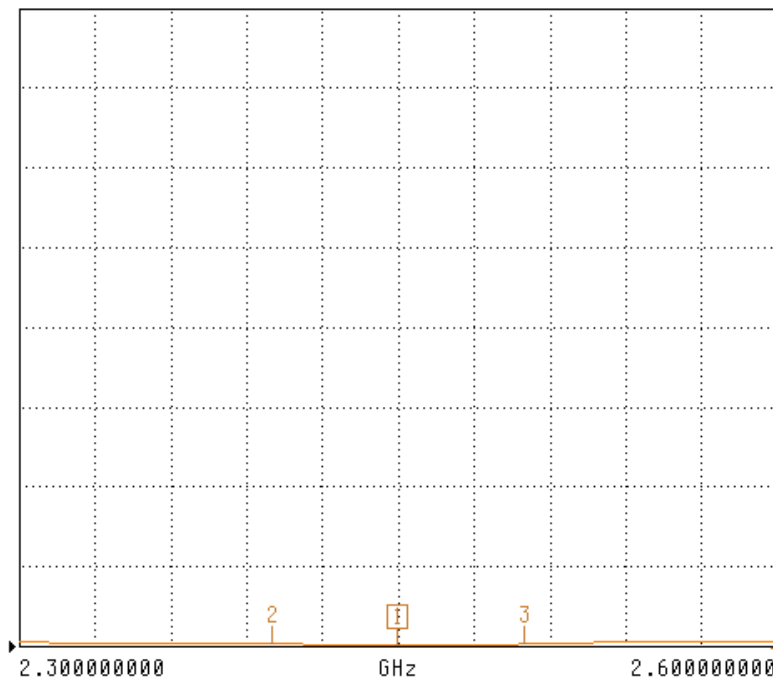
2 2.400000000 GHz
-20.609 dB

3 2.500000000 GHz
-20.380 dB

MARKER READOUT
FUNCTIONS

S11 FORWARD REFLECTION

SWR REF=1.000 U 10.000 U/DIV



CH 1 - S11
REFERENCE PLANE
0.0000 mm

MARKER 1
2.450000000 GHz
1.128 U

MARKER TO MAX
MARKER TO MIN

2 2.400000000 GHz
1.231 U

3 2.500000000 GHz
1.236 U

MARKER READOUT
FUNCTIONS

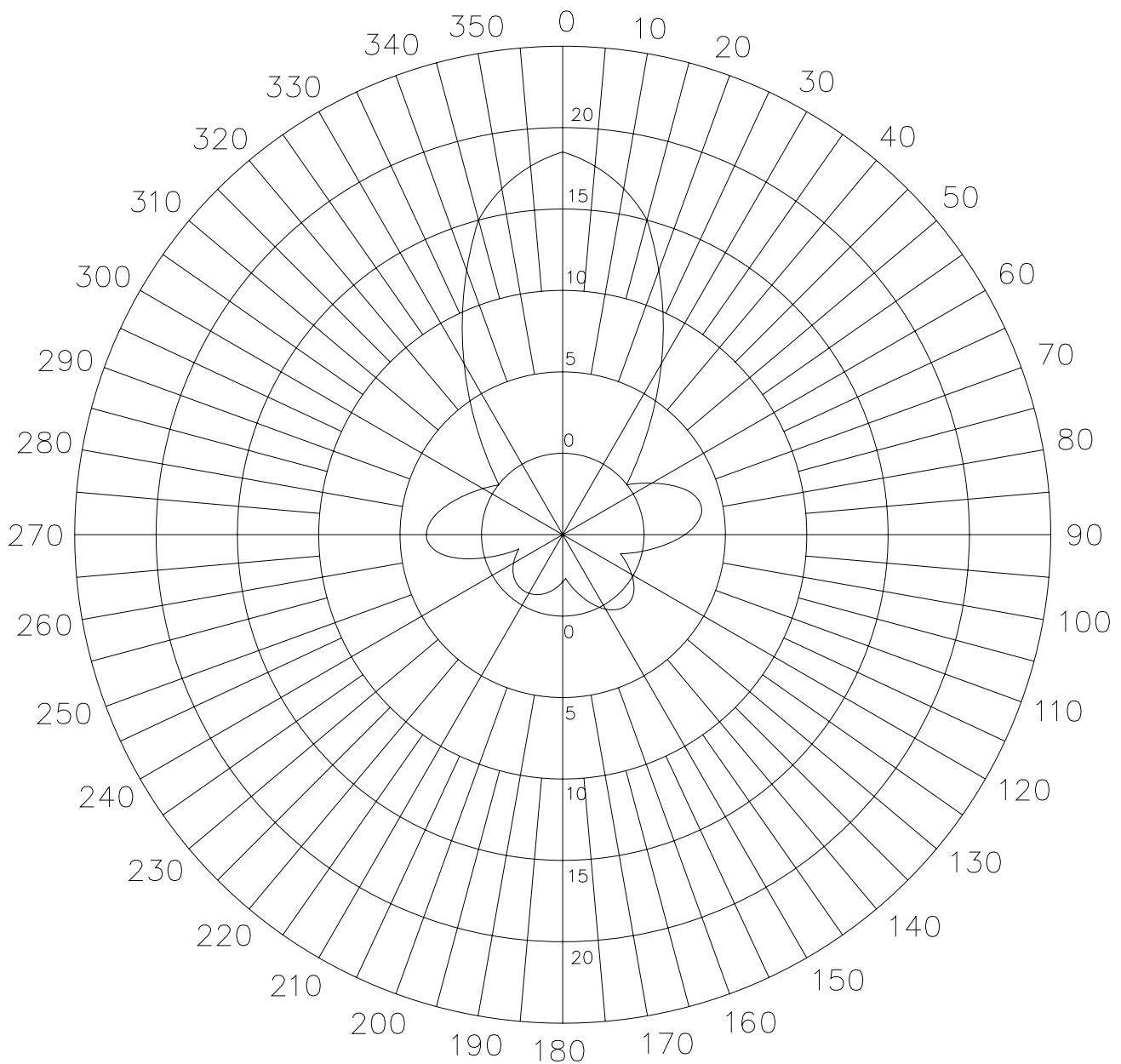
Directional Panel Antenna

for 2.4~2.5GHz

Version 1

UH-418-1

H-PLANE FIELD PATTERNS



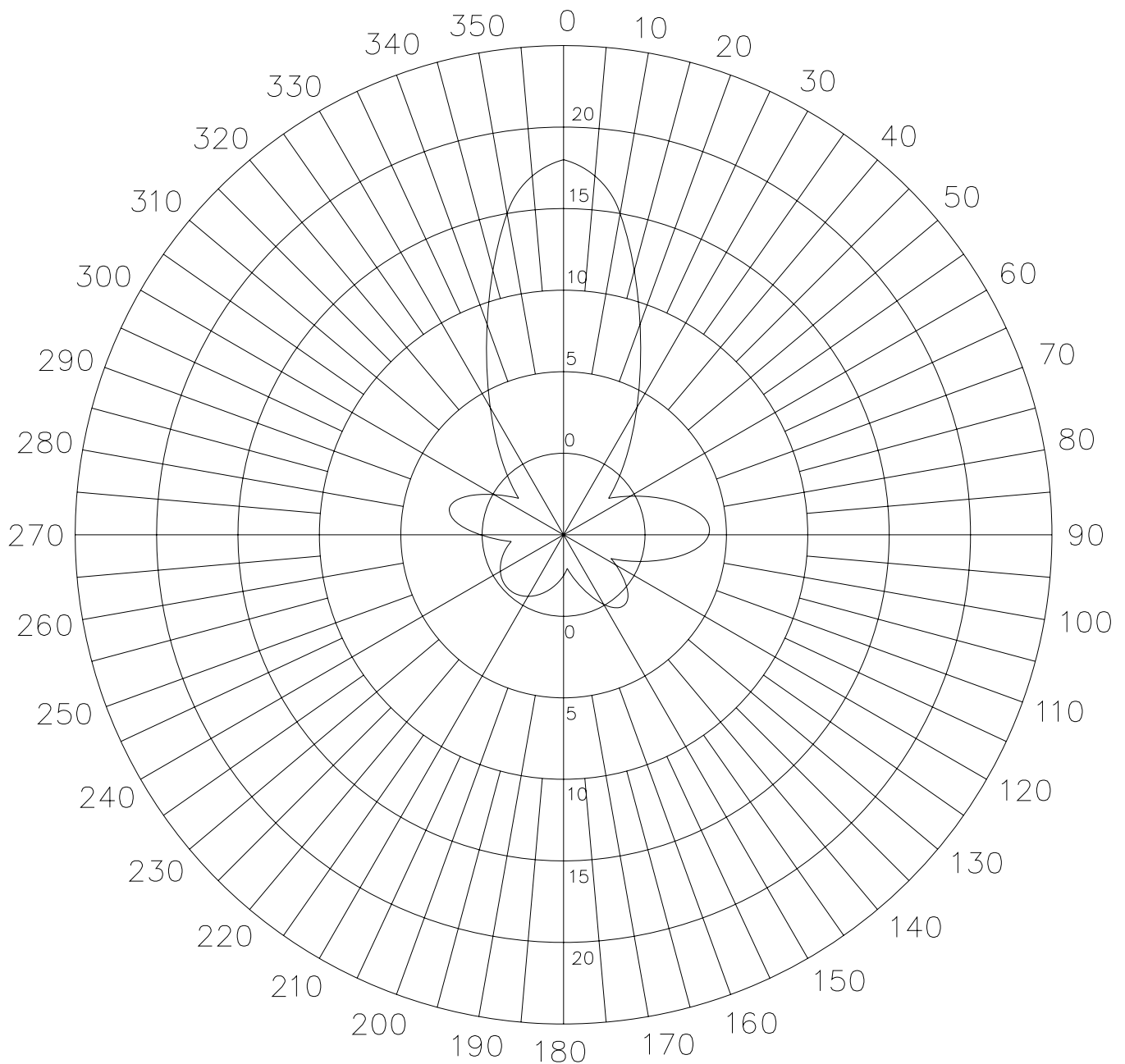
Directional Panel Antenna

for 2.4~2.5GHz

Version 1

UH-418-1

E-PLANE FIELD PATTERNS



Directional Panel Antenna

for 2.4~2.5GHz

Version 1

UH-418-1

